



Cambridge IGCSE™

INFORMATION AND COMMUNICATION TECHNOLOGY

0417/32

Paper 3 Practical Test B

May/June 2021

MARK SCHEME

Maximum Mark: 80

Published

This mark scheme is published as an aid to teachers and candidates, to indicate the requirements of the examination. It shows the basis on which Examiners were instructed to award marks. It does not indicate the details of the discussions that took place at an Examiners' meeting before marking began, which would have considered the acceptability of alternative answers.

Mark schemes should be read in conjunction with the question paper and the Principal Examiner Report for Teachers.

Cambridge International will not enter into discussions about these mark schemes.

Cambridge International is publishing the mark schemes for the May/June 2021 series for most Cambridge IGCSE™, Cambridge International A and AS Level components and some Cambridge O Level components.

This document consists of **12** printed pages.

Generic Marking Principles

These general marking principles must be applied by all examiners when marking candidate answers. They should be applied alongside the specific content of the mark scheme or generic level descriptors for a question. Each question paper and mark scheme will also comply with these marking principles.

GENERIC MARKING PRINCIPLE 1:

Marks must be awarded in line with:

- the specific content of the mark scheme or the generic level descriptors for the question
- the specific skills defined in the mark scheme or in the generic level descriptors for the question
- the standard of response required by a candidate as exemplified by the standardisation scripts.

GENERIC MARKING PRINCIPLE 2:

Marks awarded are always **whole marks** (not half marks, or other fractions).

GENERIC MARKING PRINCIPLE 3:

Marks must be awarded **positively**:

- marks are awarded for correct/valid answers, as defined in the mark scheme. However, credit is given for valid answers which go beyond the scope of the syllabus and mark scheme, referring to your Team Leader as appropriate
- marks are awarded when candidates clearly demonstrate what they know and can do
- marks are not deducted for errors
- marks are not deducted for omissions
- answers should only be judged on the quality of spelling, punctuation and grammar when these features are specifically assessed by the question as indicated by the mark scheme. The meaning, however, should be unambiguous.

GENERIC MARKING PRINCIPLE 4:

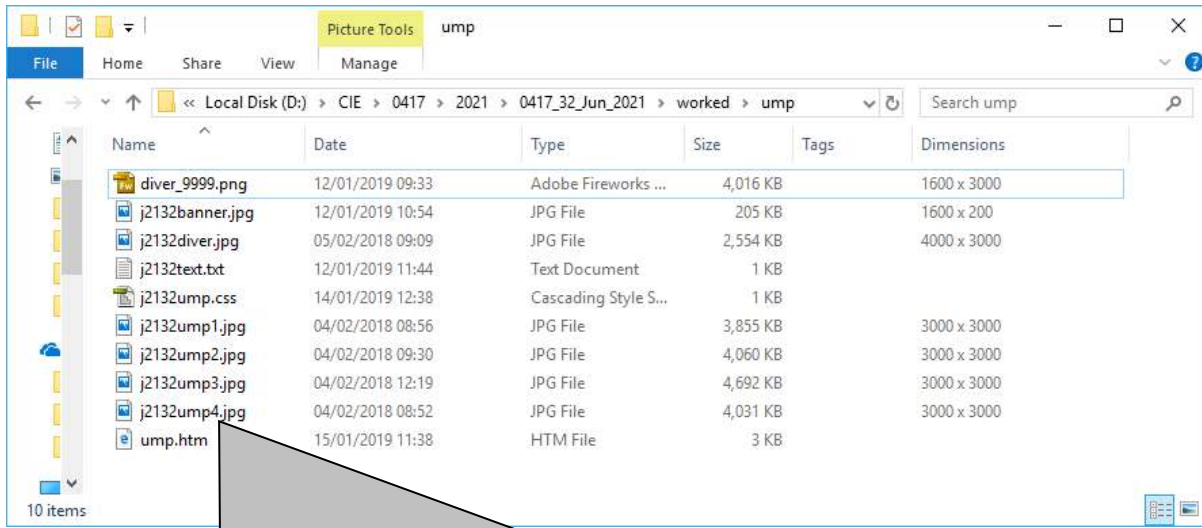
Rules must be applied consistently, e.g. in situations where candidates have not followed instructions or in the application of generic level descriptors.

GENERIC MARKING PRINCIPLE 5:

Marks should be awarded using the full range of marks defined in the mark scheme for the question (however; the use of the full mark range may be limited according to the quality of the candidate responses seen).

GENERIC MARKING PRINCIPLE 6:

Marks awarded are based solely on the requirements as defined in the mark scheme. Marks should not be awarded with grade thresholds or grade descriptors in mind.



Screen shot
diver_9999

folder name **ump**, file names, dimensions, file extensions, file sizes
diver image cropped to 1600 x 3000
diver_9999 in PNG format

1 mark
1 mark
1 mark

```

j2132ump.css - Notepad
File Edit Format View Help
/* A Candidate ZZ999 9999 */

table      { border: 0px solid black;
            border-collapse: separate;
            border-spacing: 20px;
            min-width: 400px;
            margin-left: auto;
            margin-right: auto; }

td         { border: 0px solid black; }

body       { background-color: #6fead6; }

h1,h2     { font-family: "Domino Regular", Domino, serif;
            color: #000000; }

h1        { text-align: center;
            font-size: 24pt; }



h2        { text-align: justify;
            font-size: 16pt; }

```

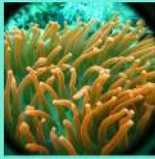

Comment	/* Candidate details at top */	1 mark
table	margin-left:auto margin-right:auto	1 mark 1 mark
body	background-color: #6fead6	1 mark
h1,h2 { }	font-family: Domino Regular "Domino Regular" in speech marks , Domino , serif	1 mark 1 mark 1 mark
h1 {...}	text-align: center; font-size: 24pt	1 mark 1 mark
h2 {...}	text-align: justify font-size: 16pt	1 mark 1 mark
CSS syntax	Correct css syntax	1 mark

← → ↻ File | C:/Users/Graham/Desktop/2021/0417_32_Jun_2021/worked/ump/... ☆

Underwater Macro Photography

Sponge **Nurdibranch**

Anemone **Mush**
ee

The term macro photography refers to t
When taking macro photographs under
creatures that often go unnoticed by div
and colourful creatures in our oceans.

Macro photography forces divers to slo
endless photo opportunities that surro
discerning underwater macro photographe
of reef due to ample macro opportunities within close proximity to one another.

All of the images shown here were taken using a compact digital camera with a 5x dioptrre in Allinao, the Philippines.

Web page last edited by: A Candidate ZZ999 9999

In browser, address bar visible, no letters visible	1 mark
No external table border visible	1 mark
j2132banner.jpg visible	1 mark
4 correct images placed in correct cells, row 2 & 4	1 mark
Diver image placed in right column ...	1 mark
... with correct crop left and right and all the diver visible	1 mark
Aspect ratio of all images maintained	1 mark
Sponge Nurdibranch	1 mark
Anemone Mushroom eels	1 mark
In h1	1 mark
Text placed from source file	1 mark
Displayed as 3 paragraphs	1 mark
Web page last edited by: A Cand ZZ999 9999	1 mark
All 4 paragraphs in style h2	1 mark

```

<!DOCTYPE html>
<html>
  <head>
    <link rel="stylesheet" type="text/css" href="j2132ump.css">
  </head>
  <body>
    <table style="width:90%;">
      <tr>
        <td colspan="3" style="height:15%;>
          
        </td>
      </tr>
      <tr>
        <td style="width:30%; height:20%;>
          
        </td>
        <td style="width:30%;>
          
        </td>
        <td style="width:40%" rowspan=4>
          
        </td>
      </tr>
      <tr>
        <td style="height:10%;>
          <h1>Sponge</h1>
        </td>
        <td>
          <h1>Nurdibranch</h1>
        </td>
      </tr>
      <tr>
        <td style="height:20%;>
          
        </td>
        <td>
          
        </td>
      </tr>
      <tr>
        <td style="height:10%;>
          <h1>Anemone</h1>
        </td>
      </tr>

```

Stylesheet j2132ump.css attached 1 mark

Table Single table with width 90% 1 mark

Row 1 height:15% colspan=3 1 mark 1 mark

Row 2 height:20% 1 mark
Rows 2 - 5 width:30% for both columns 1 mark
Row 2 width 40% in last cell 1 mark
rowspan=4 in last cell 1 mark

Rows 3 & 5 height:10% 1 mark

Row 4 height:20% 1 mark

Images width of all images 100% using inline style attributes 1 mark 1 mark

```

<td>
  <h1>Mushroom eels</h1>
</td>
</tr>

```

Row 6

height:25%
colspan = 31 mark
1 mark

```

<tr style="height:25%;">
  <td colspan="3">
    <h2>The term macro photography refers to taking pictures of small
    subjects at close range. When taking macro photographs underwater, we are
    usually getting pictures of small creatures that often go unnoticed by
    divers. These include some of the most beautiful and colourful creatures in
    our oceans. </h2>
    <h2>Macro photography forces divers to slow down and observe in much
    greater detail the endless photo opportunities that surround us while
    diving. It is not uncommon for discerning underwater macro photographers to
    confine an entire dive to a small piece of reef due to ample macro
    opportunities within close proximity to one another.</h2>
    <h2>All of the images shown here were taken using a compact digital
    camera with a 5x dioptre in Alinao, the Philippines.</h2>
    <h2>Web page last edited by: A Candidate ZZ999 9999</h2>
  </td>
</tr>
</table>
</body>
</html>

```

Header	Prepared by: space Name & numbers Right aligned	1 mark 1 mark
--------	--	------------------

Prepared by: A Candidate ZZ999 9999

	A
1	<h1>Underwater Macro Photograph</h1>
2	
3	Camera
4	Code
5	Make/Model
6	Price
7	
8	Housing
9	Code
10	Make/Model
11	Price
12	
13	Package
14	Price
15	Discount %
16	Discount amount
17	Package total
18	
19	=IF(B4<>VLOOKUP(B9,j2132housing.csv!\$A\$2:\$B\$31,2,0),"Error this housing is not designed for this camera", "")
20	
21	

	B	C	D	E	F
1	phy		Discount table	Cost	Percentage
3			Package price is less than	500	0
4	C004		Package price is less than	800	4
5	=VLOOKUP(B4,j2132camera.csv!\$A\$2:\$B\$24,2,0)				
6	=VLOOKUP(B4,j2132camera.csv!\$A\$2:\$D\$24,4,0)				
7					
8					
9	H007				
10	=VLOOKUP(B9,j2132housing.csv!\$A\$2:\$C\$31,3,0)				
11	=VLOOKUP(B9,j2132housing.csv!\$A\$2:\$E\$31,5,0)				
12					
13					
14	=B6+B11				
15	=IF(B14<E3,F3,IF(B14<E4,F4,IF(B14<E5,F5,F6)))/100				
16	=B14*B15				
17	=B14-B16				
18					
19					
20					
21					

B5	=VLOOKUP(...)	1 mark
	B4 or \$B\$4	1 mark
	j2132camera.csv!\$A\$2:\$B\$24	1 mark
	,2	1 mark
	,FALSE	1 mark
B6	=VLOOKUP(B4,j2132camera.csv!\$A\$2:\$D\$24,4,0)	1 mark
B10	=VLOOKUP(B9,j2132housing.csv!\$A\$2:\$C\$31,3,0)	1 mark
B11	=VLOOKUP(B9,j2132housing.csv!\$A\$2:\$E\$31,5,0)	1 mark
B14	=B6+B11	1 mark
B15	=IF(B14<E3,F3 ...)	1 mark
	,IF(B14<E4,F4 ...)	1 mark
	,IF(B14<E5,F5 ...)	1 mark
	... ,F6) No extra tier unless error trapping	1 mark
	/100	1 mark
B16	=B14*B15	1 mark
B17	=B14-B16	1 mark

	A
1	<h1>Underwater Macro Photographs</h1>
2	
3	Camera
4	Code
5	Make/Model
6	Price
7	
8	Housing
9	Code
10	
11	
12	
13	
14	
15	
16	
17	Package total
18	
19	=IF(B4<>VLOOKUP(B9,j2132housing.csv!\$A\$2:\$B\$31,2,0),"Error this housing is not designed for this camera", "")
20	
21	

A19	=IF(B4<> ...)	1 mark
	VLOOKUP(B9,j2132housing.csv!\$A\$2:\$B\$31,2,0)	1 mark
	... appropriate error message	1 mark
	... , ""	1 mark
	Row & column headings displayed & A1:F19 fully visible	1 mark

Underwater Macro Photography	
Camera	
Code	C004
Make/Model	Danon Powershot G7 X Mark II
Price	£530.00
Housing	
Code	H007
Make/Model	Danon WP-DC54
Price	£200.00
Package	
Price	£730.00
Discount %	4%
Discount amount	£29.20
Package total	£700.80

Discount table	Cost	Percentage
Package price is less than	500	0
Package price is less than	800	4
Package price is less than	1100	6
Package price is greater than or equal to	1100	10

Row 1,3,8,13	Cells in A and B merged and centred	1 mark
Row 1	36 point, black sans-serif font	1 mark
	Pale blue background	1 mark
	Vertically aligned middle	1 mark
Rows 2,7,12	Half height of row 4	1 mark
Rows 3,8,13	18 point, black sans-serif font, pale blue background	1 mark
Alignment	Column A right aligned	1 mark
Formatting	Appropriate formatting in column B	1 mark
Values	Single page, no row and column headings, cells A1:F19 fully visible	1 mark

Underwater Macro Photography	
Camera	
Code	C013
Make/Model	Danon Powershot G1 X Mark III
Price	£1,090.00
Housing	
Code	H025
Make/Model	Likelite 6184.99
Price	£450.00
Package	
Price	£1,540.00
Discount %	10%
Discount amount	£154.00
Package total	£1,386.00

Discount table	Cost	Percentage
Package price is less than	500	0
Package price is less than	800	4
Package price is less than	1100	6
Package price is greater than or equal to	1100	10

Modelling Camera **C013** and housing **H025** 1 mark
 Price £1386.00, 10% discount
 & error message matches formulae printout 1 mark

Error this housing is not designed for this camera